

Texas ODM Fiscal Start (BOY) Child-Case Submission

Rainbow CASA

For Fiscal Year Starting 9/1/2021

Section A - Case and Child Counts

Number of Cases

Cases - Begin  72

Number of Children

Children - Begin  120

Children with Volunteer  95


Children Served by Staff  25


BEFORE RUNNING THIS REPORT FOR SUBMISSION:


1. Run Exception Reports:


- Open Children-Missing Assigned to Program Date by Supervisor
- Active Children-Missing Birthdate by Supervisor
- Active Children-Missing Race by Supervisor
- Active Children-No County by Supervisor
- Assigned Supervisor (Paid Staff) with no Assigned Child

Section B - Child Demographics

Age 	Blue County	Red County	Green County	Yellow County	Grand Total
0 - 5	15	7	5	25	52
13 - 17	11	3	5	12	31
6 - 12	7	9	4	17	37
Grand Total	33	19	14	54	120

Gender 	Blue County	Red County	Green County	Yellow County	Grand Total
Female	19	12	8	28	67
Male	14	7	6	26	53
Grand Total	33	19	14	54	120

Race - Hispanic 	Blue County	Red County	Green County	Yellow County	Grand Total
Black or African American	2	0	1	0	3
White	8	14	4	27	53
Grand Total	10	14	5	27	56

Race - Non Hispanic 	Blue County	Red County	Green County	Yellow County	Grand Total
Black or African American	0	0	0	3	3
White	23	5	9	24	61
Grand Total	23	5	9	27	64

2. Run Custom Report:

- No Petition/Case Start Date

3. Ensure all children who should be closed by the end of the year (before this report) are closed on 8/30.